






Tucker Engineering/Tuck's Cards

Multi-Row Cardboard Box Instructions

The 3 pieces:

Base	Lid	Divider(s)
		

1) On the dividers:

a. Break apart the dividers



b. Fold each in half and flare the ends apart





Tucker Engineering/Tuck's Cards

2) On the base:

a. Fold up the 2 sides



b. Fold in the end-tabs



c. Fold up the ends

d. Fold over far right divider tabs



e. Insert folded divider ends under the divider tabs





Tucker Engineering/Tuck's Cards

f. Fold down divider tabs adjacent to inserted divider



g. Continue e & f until you finish your base



3) On the lid

a. Fold up the sides



b. Fold in the end-tabs





Tucker Engineering/Tuck's Cards

c. Fold up the ends



d. Fold over the ends and lock tabs into the slots



Congratulations! You've finished your box!

